



**MONTIGO**<sup>®</sup>  
the art of fireplaces  
[www.montigo.com](http://www.montigo.com)

*H-Series*  
Direct Vent  
Flush Face  
Corner Fireplace



# H-Series



HL 38 Burner Shown

## Direct Vent Flush Face, Corner Units

| Fireplace Dimensions |         |         |                  |         |         |    |
|----------------------|---------|---------|------------------|---------|---------|----|
| Viewing Dimensions   |         |         | Total Model Size |         |         |    |
| A                    | B       | F       | C                | D       | E       | G  |
| 39 1/8"              | 22 1/4" | 29 5/8" | 42 1/8"          | 25 1/4" | 39 5/8" | 4" |

### Features:

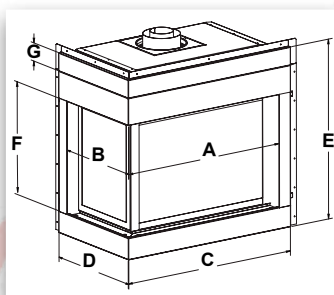
- ❑ H38DF-CLCR Fireplaces are convertible using Top Vent or Rear vent.
- ❑ Flush or Clean-Face Design allows for brick or tile installation over the fireplace frame.
- ❑ Unique linear burner design and technology available on HL38C units.
- ❑ Traditional or Contemporary styling to fit your decor.
- ❑ Large viewing areas for a full view of the spectacular fire.
- ❑ Snap-Lock door system for tool free access inside the firebox.
- ❑ Hi/Lo control for adjusting flame level.
- ❑ Piezo spark ignition.
- ❑ Millivolt control allows for continuous operation, even during a power failure.
- ❑ 100% fail-safe shut-off valve on all models.

### Design Options:

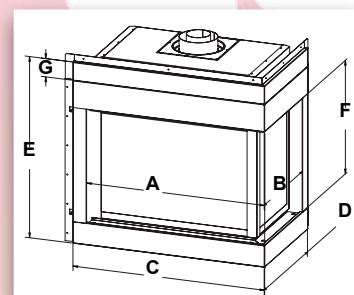
- ❑ Factory installed electronic ignition with available battery backup and optional remote control.
  - ❑ Wireless remote control.
  - ❑ Glass Beads standard with all Linear Burners.
  - ❑ HL(S)38DF-CLCR Units are stainless steel construction.
- 
- ❑ 34,000 BTU/H on Natural Gas and 33,000 BTU/H on Propane.

Consult the owner's manual for complete installation instructions and proper clearances to combustible surfaces prior to installing fireplace. All specifications, framing dimensions, product designs, materials and colors are subject to change without notice. The actual flame pattern and color may vary slightly from the illustrations. Diagrams and illustrations are not to scale.

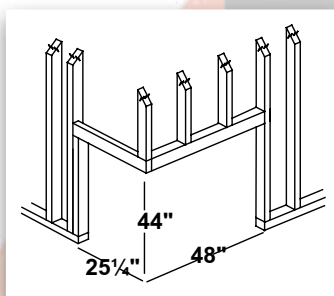
H38DF CL (corner left)  
Unit Dimensions



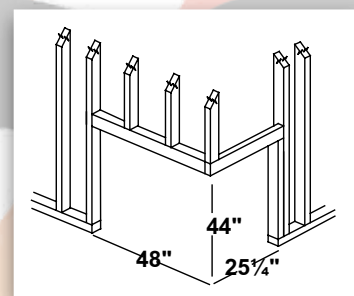
H38DF CR (corner right)  
Unit Dimensions



H38DF CL (corner left)  
Framing Dimensions



H38DF CR (corner right)  
Framing Dimensions



**Warranty:** The manufacturer warrants this fireplace to be free from defects in materials and workmanship at the time of manufacture. There is a limited 10 year warranty on the firebox; 5 year limited warranty on the burner and 1 year limited warranty on the pilot burner assembly and fan motors (if included). The valve carries a limited 1 year warranty unless otherwise specified in the installation manual. Glass, plated/painted finishes and refractory lining are exempt.



www.montigo.com

Ferndale, Washington  
TF 1.800.789.6236  
FX 1.866.300.0927

Langley, British Columbia  
TF 1.800.378.3115  
FX 1.604.607.6462



Available at:

Printed in Canada

P/N XB2012

010411